


Maintenance Toll Free Number  
**1800 833 0230**

Celebrating **70**  
YEARS

 **EROS ELEVATORS™**  
ESTD 1947



 **EROS ELEVATORS™**  
ESTD 1947

**EROS ELEVATORS & ESCALATORS PRIVATE LIMITED**

405, Bharat Industrial Estate, T. J. Road,  
Sewree (W), Mumbai - 400 015. INDIA.

Tel.: +91 22 2413 2425, 2414 3431  
Fax : +91 22 2415 3192  
Email : info@eroselevators.com  
CIN NO.: U31909MH2010PTC200179

<http://www.eroselevators.com>

Note : Because of restrictions in printing technology, there will be slight difference between colors in this catalogue & actual.

The brochure is only for your reference. Please refer to the respective technical documents as items may change due to continuous improvement.



**PASSENGER ELEVATORS - LOW RISE**  
MODEL : ERO-1

## About Us:

**EROS ELEVATORS**, the pioneer of the Indian Elevator Industry was established in 1947, head quartered in Mumbai and with branches in Pune, Bangalore, Ahmedabad, Surat, Rajkot, Vapi, & Daman. EROS manufactures, installs, maintains and modernizes a wide range of elevators which includes, Gearless Machine Room-less Elevators for Passenger, Hospital, Home, Automobile & Freight environments.

With a legacy of 70 years in vertical transportation, EROS is well known for providing best quality products & premium services.

### Our Mission

We are committed to deliver well engineered and competitive solutions to move passengers and goods in a safe and reliable manner. Our products, services and customer focus will make us the preferred choice for vertical mobility requirements.

### Our Vision

To be a commercially strong, customer centric and socially responsible company based on the following core values.

- Our company and all its employees follow without compromise a Code of Integrity. We are committed to abide by all prevailing laws and honour commitments to customers and employees.
- The well-being, dignity and work-life balance of our people is important to us. We will be the preferred employer in our industry because we empower our employees to become our future leaders.
- Safety of our customers, employees and users is our foremost concern. Our products, methods and work practices prioritize - "Safety First".
- Our efforts and successes will create profit and value for all stake-holders. We will continually invest in our business to generate growth that is harmonious to our business and the environment.




## Technology Drives Elevator Performance

- VVVF Drive for smooth riding experience
- Energy saving
- Controller with High levelling accuracy

### Safety Features

- ✓ Mechanical & Electrical Door Lock for Dual Protection
- ✓ Overload sensors
- ✓ Limit Switches
- ✓ Mechanical & Electrical Protection for governor assembly.
- ✓ Built-in battery operated emergency light.




Energy Efficient,  
Low power consumption Machine

Smooth Ride quality

Requires low maintenance

Robust Performance





# Passenger Cabins

Cabin Panel finish with choices of Powder Coated Steel, Hairline Stainless Steel.




**E18101**

Ceiling : MS Powder Coated with LED Spot Lights  
 Car Wall : Mild Steel Powder Coated  
 Central Panel Arctic Blue & Side Panel Ivory  
 Handrail : Hairline St. St. Round Handrail (Optional)  
 Floor : PVC



**E18102**

Ceiling : MS Powder Coated with LED Spot Lights  
 Car Wall : Mild Steel Powder Coated  
 Central Panel Olive Green & Side Panel Ivory  
 Handrail : Hairline St. St. Round Handrail (Optional)  
 Floor : PVC



**E18103**

Ceiling : MS Powder Coated with LED Spot Lights  
 Car Wall : Mild Steel Powder Coated  
 Central Panel Maroon & Side Panel Ivory  
 Handrail : Hairline St. St. Round Handrail (Optional)  
 Floor : PVC



**E18104**

Ceiling : Stainless Steel with LED Spot Lights  
 Car Wall : Stainless Steel Hairline finish  
 Handrail : Hairline St. St. Round Handrail (Optional)  
 Floor : PVC

# Landing / Car door Options



**E20101**

Door Model : E20101  
 Door Type : Collapsible Door  
 Door Material : Mild Steel



**E20102**


Door Model : E20102  
 Door Type : Swing Door with Frame  
 Door Material : Mild Steel Powder Coated Ivory



**E20103**

Door Model : E20103  
 Door Type : Manual Telescopic Door with Frame  
 Door Material : Mild Steel Powder Coated Ivory

# Signalization



**COP-R**  
 Surface Mounted COP  
 7 Segment Display



Surface mounted LOP  
**LPB-R**



Handrail (Optional)  
**E77002**  
 Hairline St. St. Round Handrail

# Installation, Service & Maintenance



## Installation

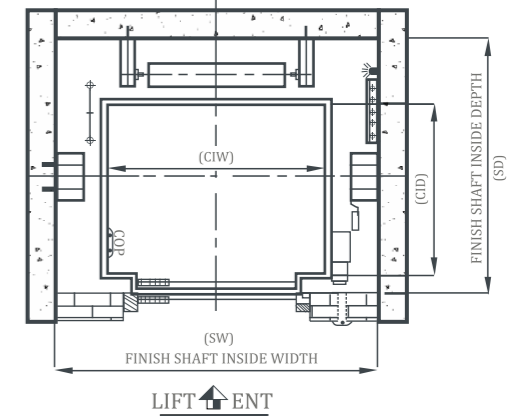
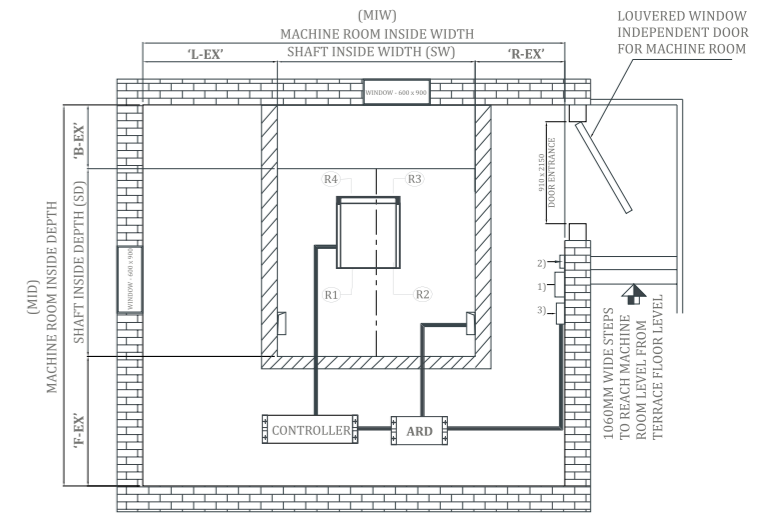
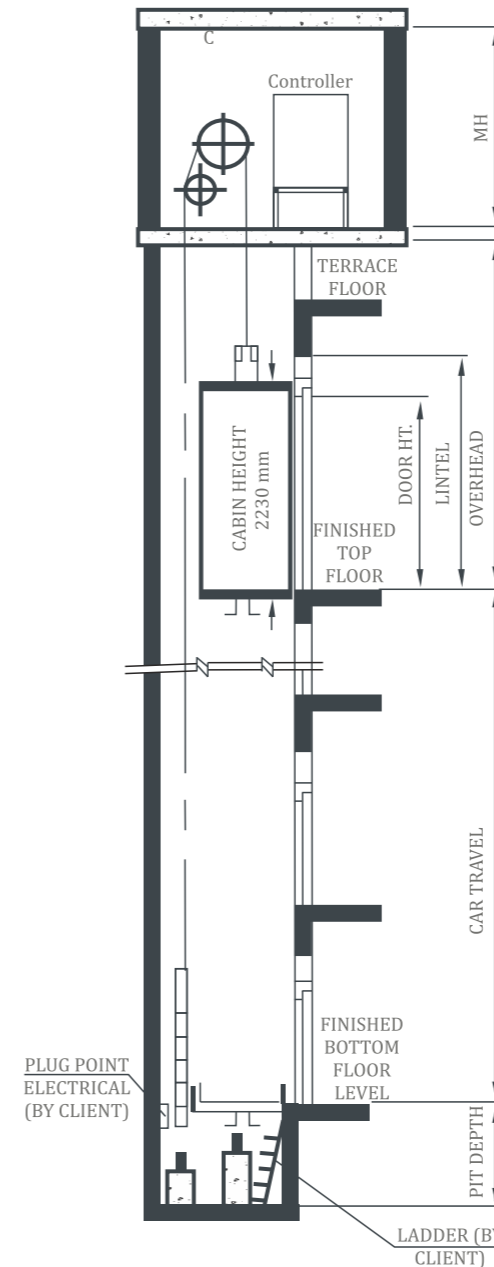
- Professional Project Management
- Timely installation
- Highly trained & experienced manpower.

- Efficient Engineering team
- 3- Stage Audit process
- Engineering support at all stages
- Dedicated Service Teams

## Service

- Highly Skilled Technicians & Engineers
- High Serviceable life of Equipment
- 24x7 Toll Free Maintenance helpline
- ERP driven on line activities (paperless)

## Maintenance



Layout for ERO - 1 : Passenger Manual Door Lift Geared (MR)

## Ero-1

LOAD		SPEED M/S	LIFT SHAFT		CAR INSIDE		ENT	MACHINE ROOM			PIT DEPTH	OVER HEAD
CAPACITY	KGS.		SW	SD	CIW	CID	E	MIW	MID	MH		
4	272	0.63	1400	1200	1000	750	700	2600	2400	2700	1500	4200
5	340		1400	1310	1000	925		2600	2510	2700		
			1500	1235	1100	850		2700	2435	2700		
6	408		1400	1485	1000	1100		2600	2685	2700		
			1600	1310	1200	925	2800	2510	2700			
8	544		1600	1585	1200	1200	800	2800	2785	2700		
			1700	1485	1300	1100		2900	2685	2700		

1) All dimensions are in mm.  
 2) For manual telescopic doors on car and landing, shaft width min. 1500 mm & shaft depth shall be SD +40mm.  
 3) Max. Travel - 24 metre  
 4) For higher travel & stops, contact Eros sales / refer other models.